



Ambit Good & Clean Mid Cap Portfolio

Ambit Asset Management

March 2024




What drives success for corporate India?

Our research over the past few years shows that over and above firm-specific competitive advantages, three factors are essential for a company to consistently outperform



CLEAN ACCOUNTING

The bottom 40% of the BSE500 stocks on accounting quality have underperformed the top 60% by a whopping 12% per annum since Nov 2010



CONSERVATIVE CAPITAL ALLOCATION

Indian companies are amongst the most aggressive capital allocators in the world and that aggression costs their shareholders dear.



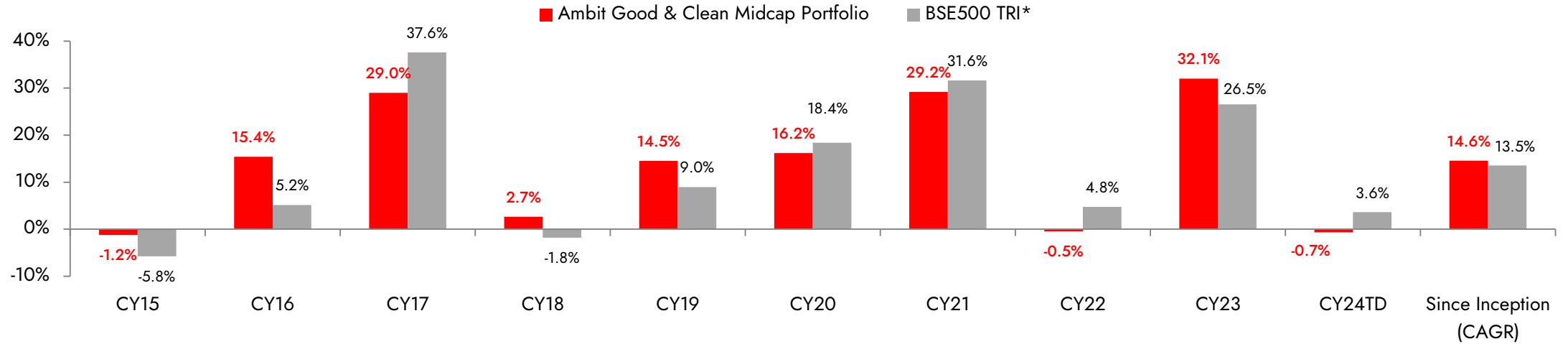
GOOD GOVERNANCE & LACK OF POLITICAL CONNECTIVITY

Firms whose central competitive advantage is political connectivity seldom outperform in India.

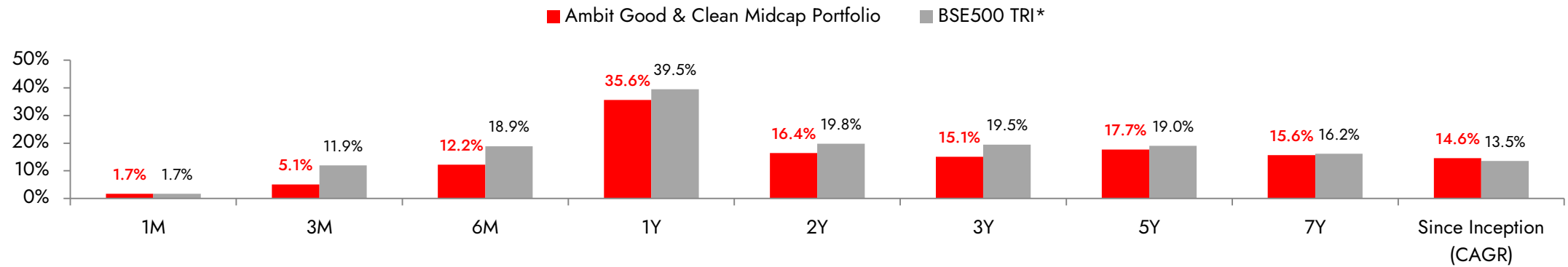
Ambit **Good & Clean Midcap** Portfolio is your solution to identify these traits for sustainable wealth creation through Indian equities

Ambit Good & Clean Mid Cap Portfolio : Performance Track Record

CALENDAR YEAR RETURNS

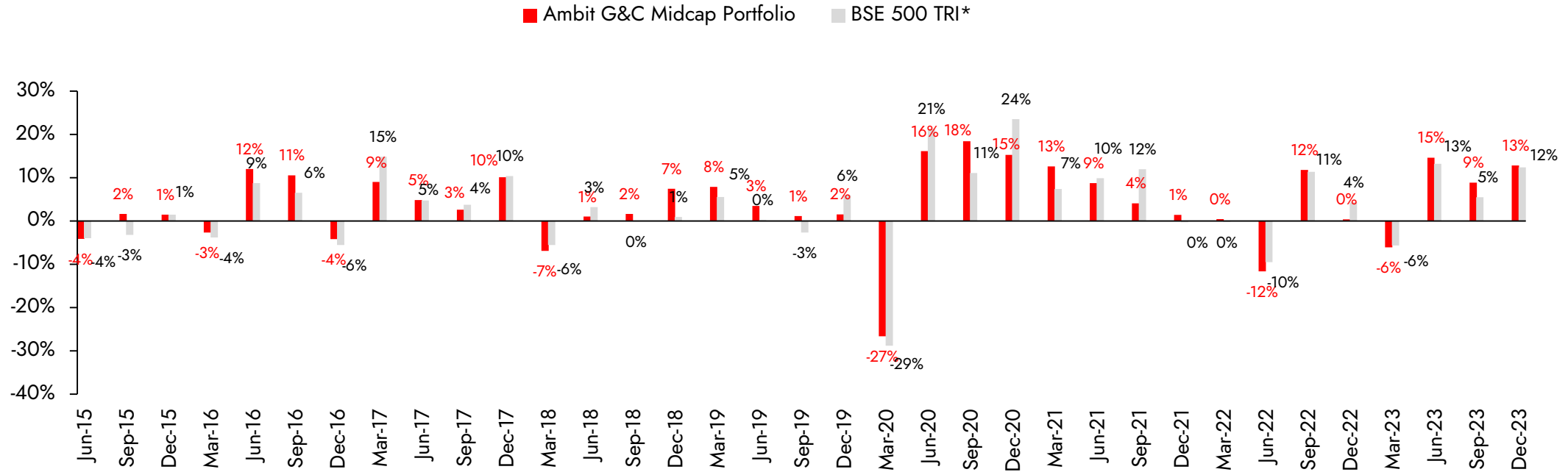


POINT TO POINT RETURNS



Ambit Good and Clean Mid cap Portfolio inception date is Mar 12, 2015; Returns as on 29th Feb, 2024; Returns are net of all fees and expenses;
 *BSE 500 TRI is the selected benchmark for the Ambit Good & Clean Mid Cap Portfolio and the same is reported to SEBI.

Quarterly Performance – Ambit Good & Clean Mid Cap Portfolio

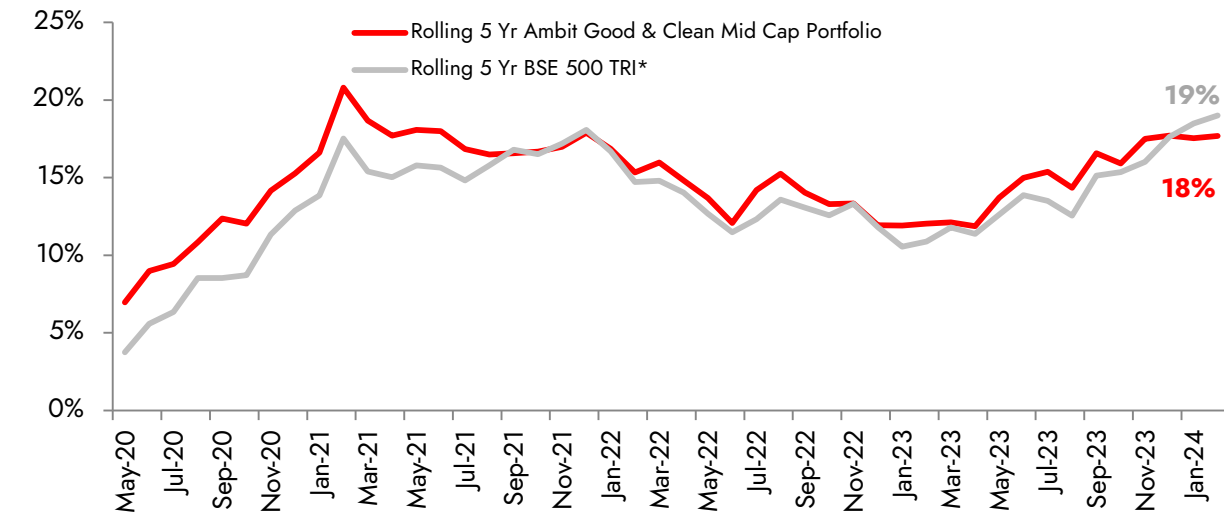
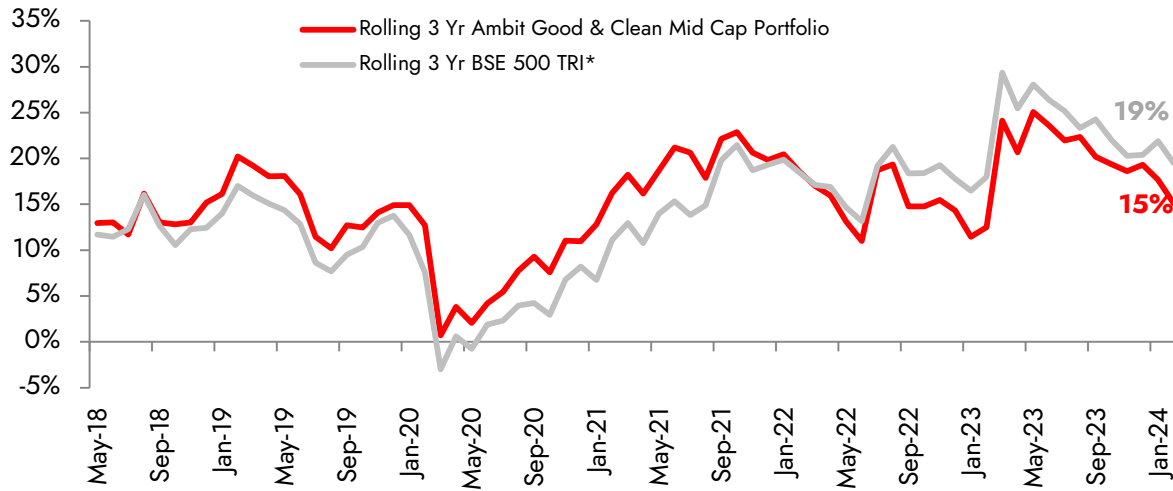
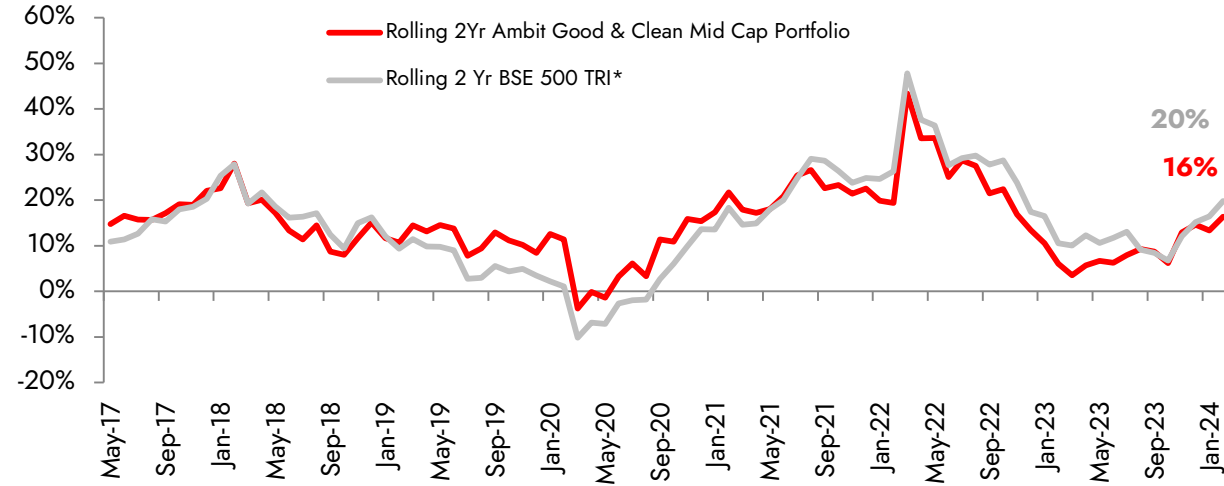
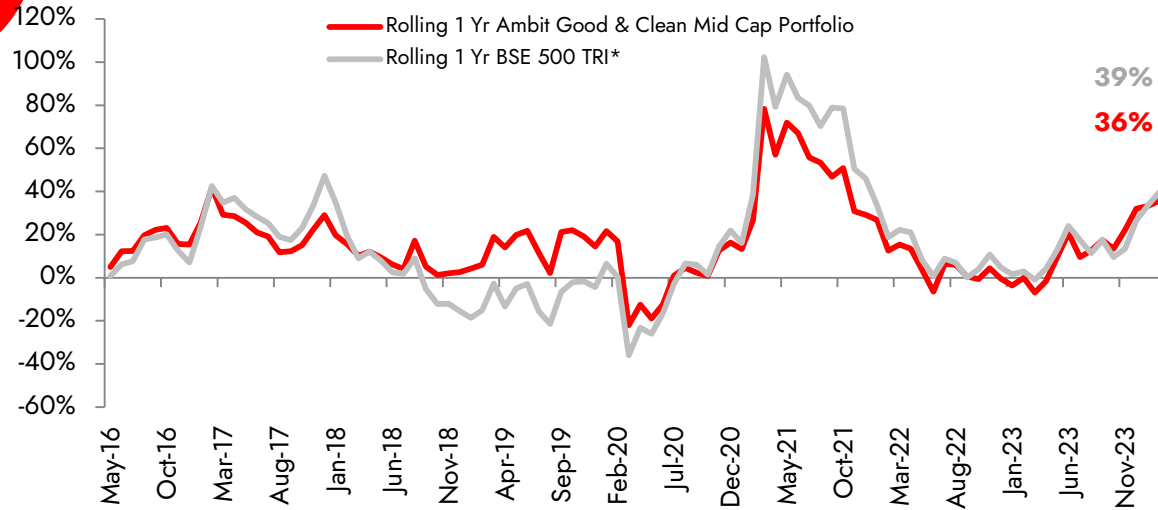


Source: Ambit

Note: Performance is post all fees and charges; Date of inception of the Ambit Good & Clean Mid Cap Portfolio is 12 Mar'15. Return as of 31st Dec 2023.

*BSE 500 TRI is the selected benchmark for the Ambit Good & Clean Mid cap Portfolio and the same is reported to SEBI.

Performance: Rolling basis



Source: Ambit

Note: Performance is post all fees and charges; Date of inception of the Ambit Good & Clean Mid Cap Portfolio is 12 Mar'15. Return as of 29th Feb 2024.

*BSE 500 TRI is the selected benchmark for the Ambit Good & Clean Mid cap Portfolio and the same is reported to SEBI.

How did we deliver this?



How did we deliver this?

- Good risk adjusted returns is an **outcome** of **Good Processes** characterized by:

1 Stringent quantitative filters

- Each offering is based on deeply researched and back tested framework to generate the investment universe
- High threshold for performance over long spans of time, greatly minimize chances of poor performers or poor quality companies entering into the investment universe
- High quality of accounts and corporate governance is uncompromised

3 Focus on earnings growth + earnings quality

- Lower obsession with timing when one is investing in a superior calibre of companies
- Companies with a consistent track record and leadership traits are preferred
- Past track record + Future sector potential + Current management capabilities = Comfort on delivering quality earnings

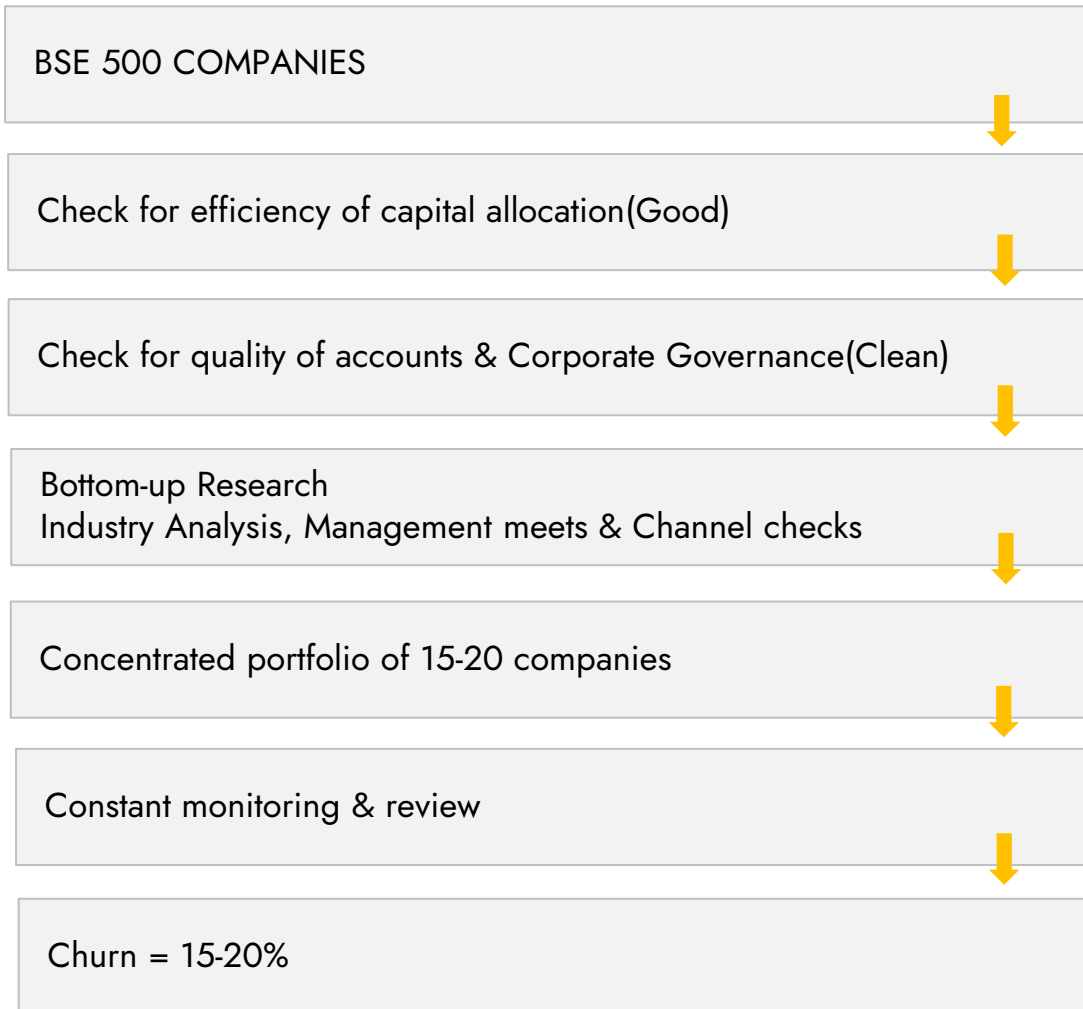
2 Experienced team & deep-dive research

- Dedicated and experienced research team
- Research processes inspired by IE Research
- Investment Committee to approve all investment decisions
- Part of larger Ambit group lends advantages
- Focus on what is knowable and what is important

4 Risk management

- Concentrated Portfolios deliver best returns as returns do not get average out
- Lower drawdowns due to consistent performers in secular sectors
- Long term orientation with low churn realize the power of compounding

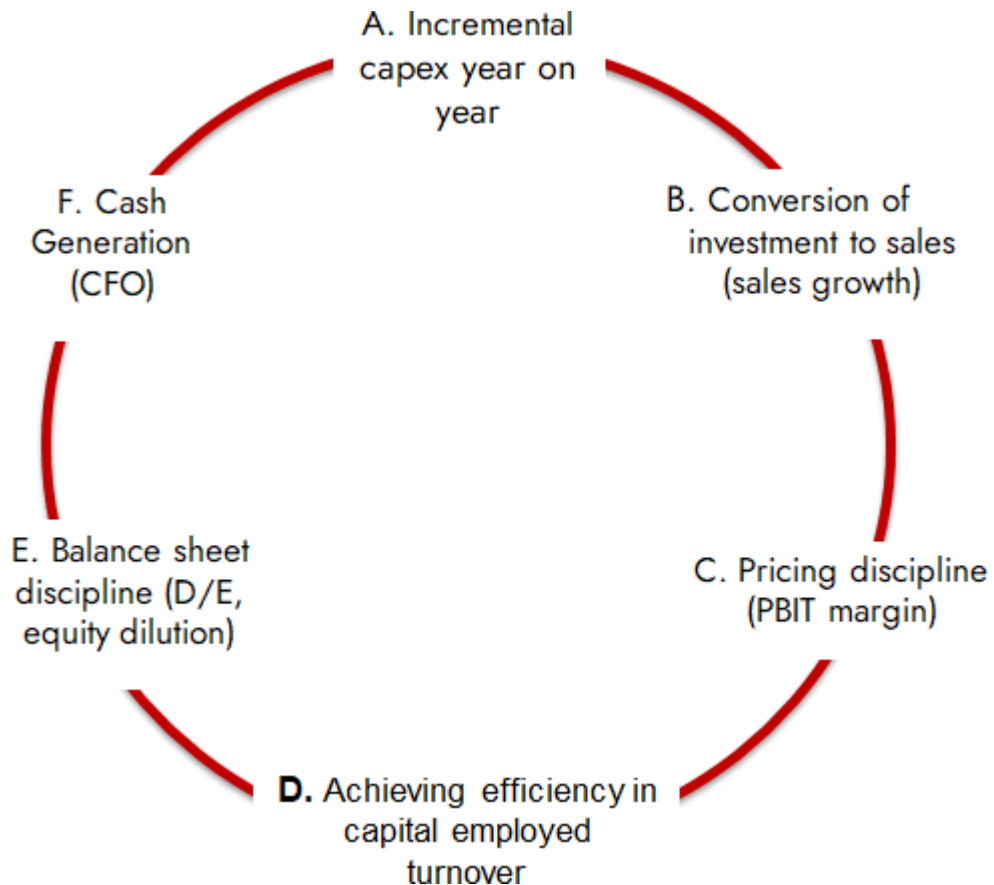
Stringent quantitative filters



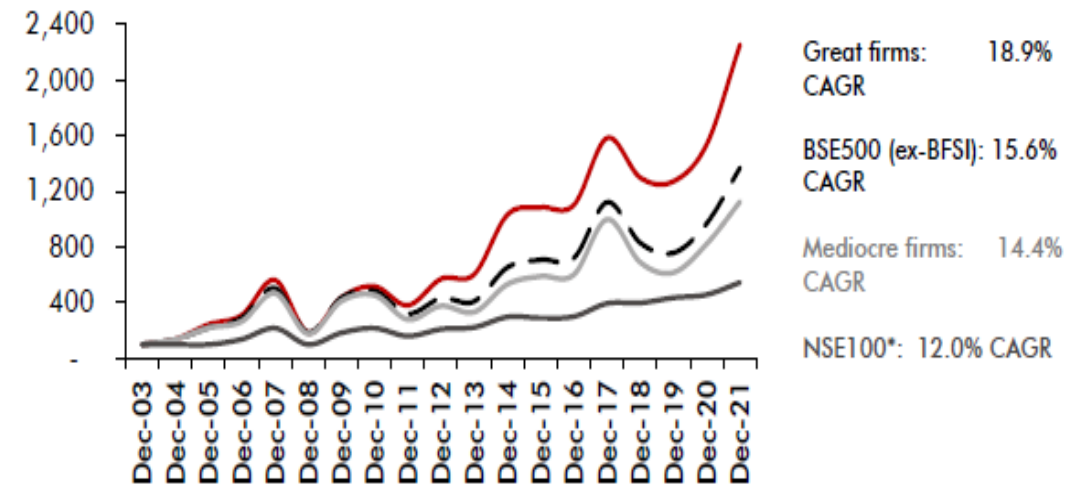
- Invest in firms which are:
 - Good** - On the basis of capital allocation track record and quality of improvement in financial metrics over the past six years, and
 - Clean** - Based on the quality of their accounts & corporate governance.
- The focus on 'good' helps **generate upside** while not compromising on 'clean' **reduces downside risk**. Essentially, while the objective is to generate returns, the even bigger goal is to better manage drawdowns because we believe doing the latter successfully is critically vital in achieving the former.
- Ambit's proprietary 'forensic accounting' framework helps weed out firms with poor quality accounts while our proprietary 'greatness' framework helps identify efficient capital allocators with a holistic approach to consistent growth.
- The result is a **concentrated portfolio** of 15-20 stocks that **draws down lesser** than the market in corrections and has **low churn** (not more than 15-20% of portfolio in any year amounting to 2-3 holdings being replaced).

Focus on 'good' helps generate upside

Ambit's 'greatness' framework identifies efficient capital allocators in the country



Greatness model has outperformed BSE500 by a whopping 3.3% annually



Source : Ambit Capital research, Bloomberg; Note: The back-test is based on annual rebalancing with forward-looking returns being calculated from December 31 of year X to December 31 of year X+1; for example, in the exhibit above, for the most recent year, the framework included numbers until FY21 and returns have been calculated from 31 December 2020 to 31 December 2021. (Note: The above exhibit only considers the share price returns and not the total shareholder returns). *NSE100 data is considered from Dec-06

Our greatness framework looks at holistic and consistent growth as the hallmarks of efficient capital allocation- a self sufficient growth engine without the need of tapping external capital frequently is key to long term wealth creation.

Not compromising on 'clean' is critical to managing drawdowns

Ambit's proprietary forensic accounting model helps steer clear firms with questionable accounts

Accounting checks

P&L Mis-statement

- Abysmally low CFO/EBITDA ratio over a long run
- High volatility in Depreciation Rates
- Boasting earning through lower debtor provisioning

B/S Mis-statement

- Low Cash yield implying balance sheet misstatement
- Writing-off losses directly through balance sheet
- High contingent liability

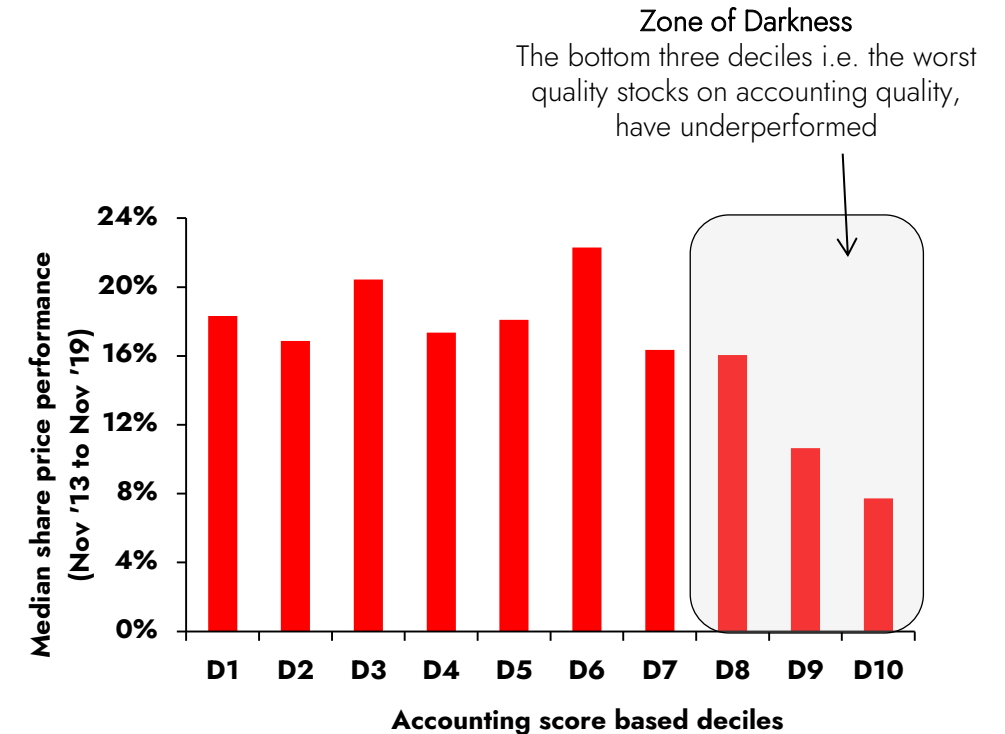
Pilferage Checks

- High Miscellaneous expenses
- Unsubstantiated capex or delay in plant commissioning
- Historically generating negative free cash flows
- Increasing advances to related party

Auditor Quality

- High auditor remuneration

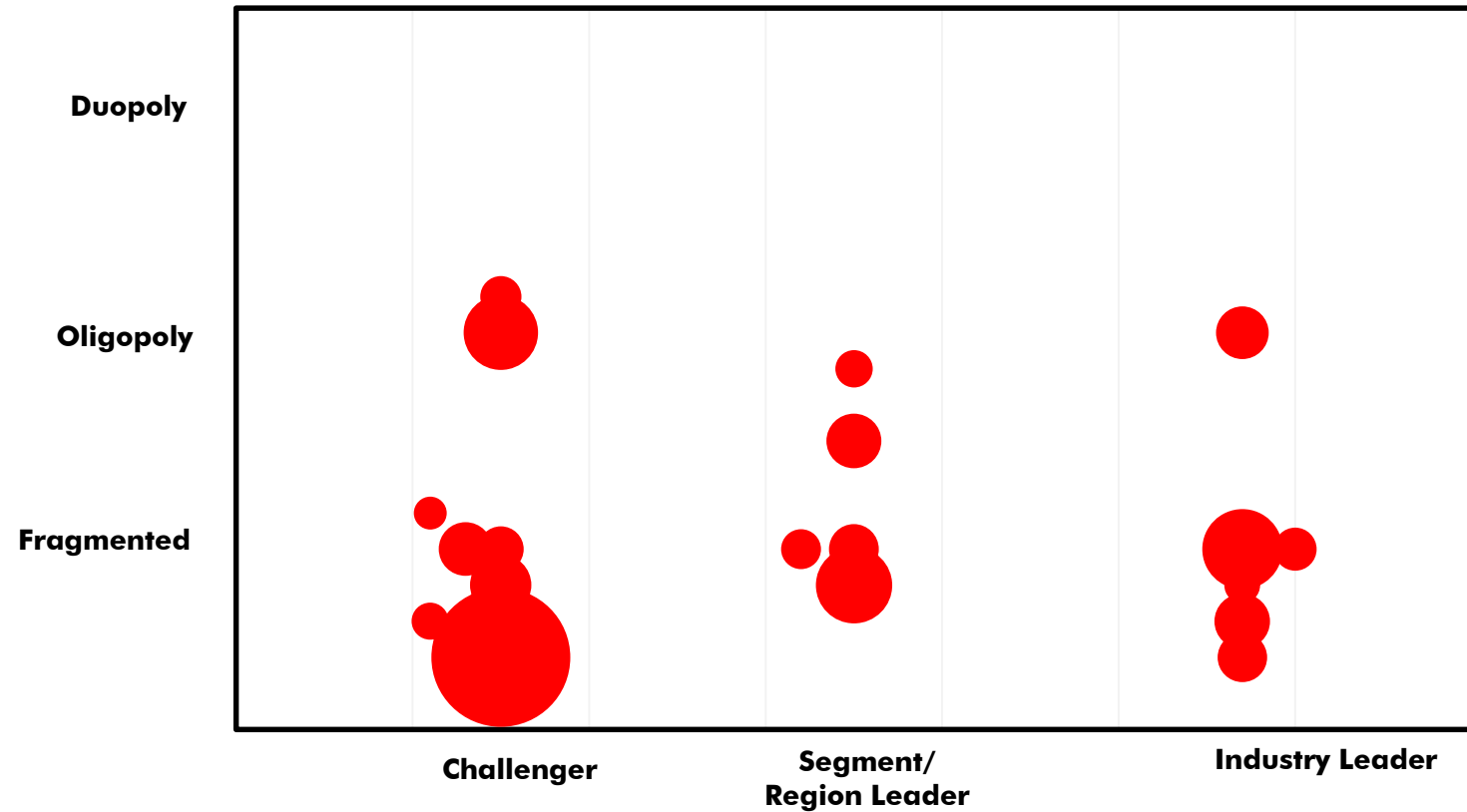
Strong link between accounting quality and stock performance



Source: Ace Equity, Capitaline, Ambit Capital research; Note: Accounting score is based on annual financials over FY12-18; stock price performance is from Nov'12 to Nov'18 on a CAGR basis. Universe for this exhibit is BSE500 (ex-BFSI)

Portfolio Composition & Characteristics

- Stellar track records of capital allocation reflecting high RoE.
- Strong corporate governance & fairness of accounts.
- Strong pedigree of management with high competency and integrity.
- Negligible leverage at portfolio level.
- Growth potential above the comparable index. Median market cap of the portfolio is ~Rs38,268 cr.
- Reasonable valuation for quality stocks



Bubbles refer to individual companies in Good & Clean Portfolio;
Size of the bubble indicates Market Cap size

Good & Clean philosophy delivers

4

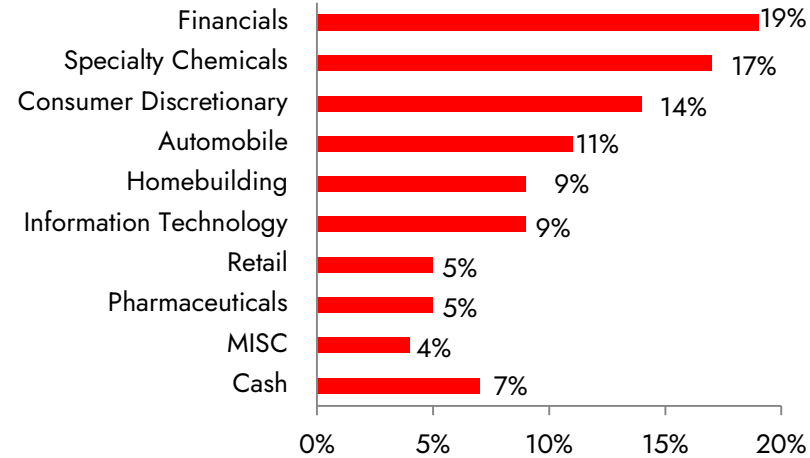
Risk Management

MODEL PORTFOLIO MARKETCAP ALLOCATION

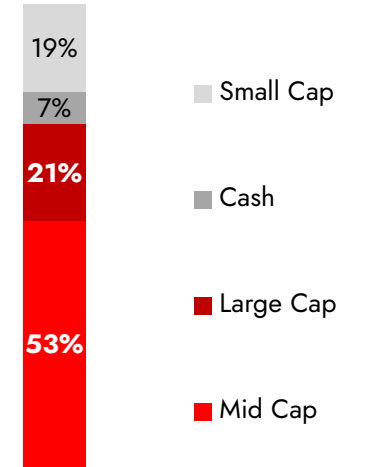
Comparison with Indices		Ambit Good & Clean Midcap Portfolio	BSE 500
P/E (x)	FY24E	35.9	25.0
	FY25E	29.8	21.8
F20-F23 (CAGR %)	EPS	24.4	27.4
Net Debt / Equity	FY23	0.00	NA
RoE (%)	FY24E	21.4	14.5

All Portfolio statistics are weighted average except for Debt/equity

MODEL PORTFOLIO SECTOR ALLOCATION



MARKETCAP



SUPERIOR RISK ADJUSTED RETURNS AND DRAWDOWN TRACK RECORD

Performance (since inception)	Net Returns (CAGR)	Standard Deviation	Sharpe Ratio	Beta	Maximum Drawdown
Ambit Good & Clean Midcap Portfolio	14.6%	18.0%	0.4	0.89	-29.8%
BSE 500 TRI*	13.5%	17.3%	0.4	1	-28.8%

Source: Ambit

Note: Performance is post all fees and charges; Date of inception of the Ambit Good & Clean Mid Cap Portfolio is 12 Mar'15. Return as of 29th Feb 2024.

*BSE 500 TRI is the selected benchmark for the Ambit Good & Clean Mid cap Portfolio and the same is reported to SEBI.

**Earnings growth is the only
driver of share prices...**



Earnings growth is the key driver of stock price...


3 Focus on earnings growth + earnings quality

PI Industries Ltd.	Mcap Crs	EPS	PE(x)
Mar'12	1,324	8	20
Mar'23	45,974	75	40
CAGR	43%	25%	7%

Cholamandalam Investment & Finance	Mcap Crs	EPS	PE(x)
Mar'12	2,495	3	17
Mar'23	62,582	30	25
CAGR	38%	28%	4%

Trent Ltd.	Mcap Crs	EPS	PE(x)
Mar'12	2,594	2	347
Mar'23	48,878	15	125
CAGR	34%	24%	-10%

Page Industries Ltd.	Mcap Crs	EPS	PE(x)
Mar'12	3,009	81	35
Mar'23	42,277	613	62
CAGR	30%	22%	6%



Asset Management Team



Key terms

Fund Type	SEBI Registered PMS
Fund Tenure	Open Ended
Structure	Discretionary PMS
Minimum investment	INR 50 lacs
Stock selection	Investible universe is stocks that perform well on the framework noted earlier. A further subjective assessment then leads to a more concentrated stock portfolio
Number of stocks	15 – 20
	25% per sector (except BFSI), 10% per stock
	All cap with 'BSE 500 TRI' as the benchmark
Time horizon and turnover	The investment horizon is 3-5 years and longer; turnover therefore low
Cash calls	Not to take aggressive cash calls; this is keeping in mind the longer term investment horizon of the fund and is suitable from a taxation standpoint
Custodian & Fund Accountant	ICICI Bank Limited.
Brokers	Ambit Capital, Motilal Oswal, Kotak Securities, HDFC Securities, Spark Capital, Batlivala and Karani Securities Pvt Ltd
Depository Participant	Ambit Capital (Central Depository Services Limited)

Our presence



MUMBAI

Aparnaa Mahajann
7678078899
aparnaa.mahajann@ambit.co



NEW DELHI

Gaurav Gupta
9999998092
gaurav.gupta@ambit.co



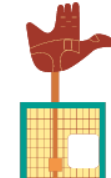
BANGALORE

Timmanna Bokke
9740688220
timmanna.Bokke@ambit.co



HYDERABAD

Zeba Sultana
7093198587
zeba.sultana@ambit.co



CHANDIGARH

Bikramjit Singh
9810222462
Bikramjit.Singh@ambit.co



JAIPUR

Girishkumar Sharma
9587867000
girishkumar.sharma@ambit.co



BHOPAL

Nimish Bhangre
9826339115
nimish.bhangre@ambit.co



AHMEDABAD

Kirtikumar Vadalia
9909904841
kirtikumar.vadalia@ambit.co



CHENNAI

Akanksha.Soni
7358060689
akanksha.soni@ambit.co



KOLKATA

Arunima Andrews
9831961703
arunima.andrews@ambit.co

Ambit Asset Management Overview



Ambit Asset Management Team



SUSHANT BHANSALI
CEO

Over 20 years of experience. Before Asset Management, he led Ambit's Principal Investment business, where he cut his teeth investing in listed equities from Ambit's Balance Sheet.



SIDDHARTH BOTHRA
FUND MANAGER

Siddharth has more than two decades of experience in equities and asset management



TRILOK AGARWAL
FUND MANAGER

Trilok has over 16 years of experience in Investment Management. Prior to Ambit, he was a key Investment member at Aditya Birla Sun Life managing funds over 500mn\$, He was also associated with Dymon Asia Capital briefly.



BHARGAV BUDDHADEV
FUND MANAGER

Bhargav has over 18 years of experience in equity research. Prior to joining Ambit, he worked with Kotak Mutual Fund and also worked with Ambit Institutional Equities.



SIDDHARTHA RASTOGI
COO & HEAD OF SALES

Siddhartha has over 20 Years of experience & is with Ambit for over 13 Years. Before joining Ambit, Siddhartha was one of the cofounded members for IIFL Private wealth and set up the mutual fund and structured product distribution business at IIFL. He has also worked with Citibank, HSBC Bank and UTI Bank where he played a key role in setting up Wealth management and merchant banking roles.

FUND MANAGEMENT

TOTAL TEAM MEMBERS
12

CUMULATIVE EXPERIENCE
82 YEARS

SALES

TOTAL TEAM MEMBERS
14

CUMULATIVE EXPERIENCE
129 YEARS

SERVICE & OPERATIONS

TOTAL TEAM MEMBERS
20

CUMULATIVE EXPERIENCE
202 YEARS



AMBIT COFFEE CAN PORTFOLIO

Since March 2017

Aims to deliver steady returns with minimal risk to create wealth over long term

Large-cap oriented portfolio

Great companies with a long proven track record of consistent growth and high RoE

AMBIT GOOD & CLEAN Mid Cap PORTFOLIO

Since March 2015

Focuses to deliver superior risk adjusted returns by identifying the large caps of tomorrow

Mid-cap oriented portfolio

Proven track record of efficient capital allocation and sustainable growth

AMBIT TenX PORTFOLIO

Since December 2021

Targets to compound wealth by investing in businesses with potential to multiply earnings by ten times

Flexi cap portfolio with mid & small cap orientation

Companies leveraging technology and innovation in under-penetrated categories

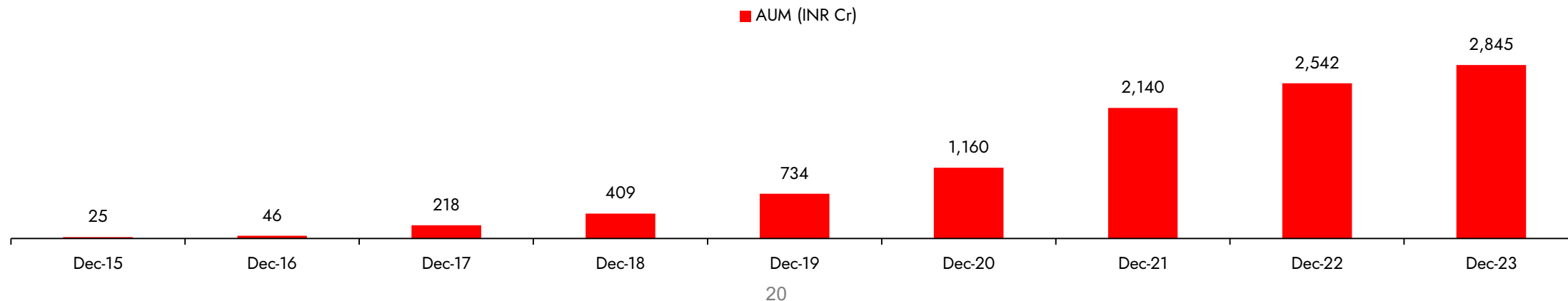
AMBIT EMERGING GIANTS Small Cap PORTFOLIO

Since December 2017

Seeks to create wealth over a long period of time by investing early in undiscovered businesses

Small-cap oriented portfolio

Low leveraged, well governed, high growth niche segments



Ambit Overview

The Ambit Group: key highlights



Pre-eminent full-service India focused Investment Bank

- Innovative solutions that reduce complexity
- Deep understanding of prevalent regulatory framework
- Broad range of tailor-made solutions for Business Owners, Corporates, Institutional Investors, Family Offices and High Net Worth Individuals (HNWIs)



Successful Partnerships

- Strategic partnership with QInvest, Qatar
- Strategic business alliance with Daiwa, Japan for M&A



Experienced and Professional pan-India Team

- Team of 2500+



Proven Track Record

- Closed over 100+ M&A/PE and 50+ ECM transactions in the last decade
- Consistently ranked amongst the top 10 M&A advisory firms
- Manages wealth of 2500+ HNI families

Risk Disclosure and Disclaimer

- Ambit Investment Advisors Private Limited (“Ambit”), is a registered Portfolio Manager with Securities and Exchange Board of India vide registration number INP000005059.
- The performance of the Portfolio Manager has not been approved or recommended by SEBI nor SEBI certifies the accuracy or adequacy of the performance related information contained therein. Returns are calculated using TWRR method as prescribed under revised SEBI (Portfolio Managers) Regulations, 2020. Performance is net of all fees and expenses. Past performance is not a reliable indicator of future results. Please note that performance of your portfolio may vary from that of other investors and that generated by the Investment Approach across all investors because of 1) the timing of inflows and outflows of funds; and 2) differences in the portfolio composition because of restrictions and other constraints. For comparative Performance relative to other Portfolio Managers within the selected Strategy, please visit: bit.ly/APMI_PMS
- This presentation / newsletter / report is strictly for information and illustrative purposes only and should not be considered to be an offer, or solicitation of an offer, to buy or sell any securities or to enter into any Portfolio Management agreements. This presentation / newsletter / report is prepared by Ambit strictly for the specified audience and is not intended for distribution to public and is not to be disseminated or circulated to any other party outside of the intended purpose. This presentation / newsletter / report may contain confidential or proprietary information and no part of this presentation / newsletter / report may be reproduced in any form without its prior written consent to Ambit. All opinions, figures, charts/ graphs, estimates and data included in this presentation / newsletter / report is subject to change without notice. This document is not for public distribution and if you receive a copy of this presentation / newsletter / report and you are not the intended recipient, you should destroy this immediately. Any dissemination, copying or circulation of this communication in any form is strictly prohibited. This material should not be circulated in countries where restrictions exist on soliciting business from potential clients residing in such countries. Recipients of this material should inform themselves about and observe any such restrictions. Recipients shall be solely liable for any liability incurred by them in this regard and will indemnify Ambit for any liability it may incur in this respect.
- Neither Ambit nor any of their respective affiliates or representatives make any express or implied representation or warranty as to the adequacy or accuracy of the statistical data or factual statement concerning India or its economy or make any representation as to the accuracy, completeness, reasonableness or sufficiency of any of the information contained in the presentation / newsletter / report herein, or in the case of projections, as to their attainability or the accuracy or completeness of the assumptions from which they are derived, and it is expected each prospective investor will pursue its own independent due diligence. In preparing this presentation / newsletter / report, Ambit has relied upon and assumed, without independent verification, the accuracy and completeness of information available from public sources. Accordingly, neither Ambit nor any of its affiliates, shareholders, directors, employees, agents or advisors shall be liable for any loss or damage (direct or indirect) suffered as a result of reliance upon any statements contained in, or any omission from this presentation / newsletter / report and any such liability is expressly disclaimed. Further, the information contained in this presentation / newsletter / report has not been verified by SEBI.
- You are expected to take into consideration all the risk factors including financial conditions, risk-return profile, tax consequences, etc. You understand that the past performance or name of the portfolio or any similar product do not in any manner indicate surety of performance of such product or portfolio in future. You further understand that all such products are subject to various market risks, settlement risks, economical risks, political risks, business risks, and financial risks etc. and there is no assurance or guarantee that the objectives of any of the strategies of such product or portfolio will be achieved. You are expected to thoroughly go through the terms of the arrangements / agreements and understand in detail the risk-return profile of any security or product of Ambit or any other service provider before making any investment. You should also take professional / legal /tax advice before making any decision of investing or disinvesting. The investment relating to any products of Ambit may not be suited to all categories of investors. Ambit or Ambit associates may have financial or other business interests that may adversely affect the objectivity of the views contained in this presentation / newsletter / report.
- Ambit does not guarantee the future performance or any level of performance relating to any products of Ambit or any other third party service provider. Investment in any product including mutual fund or in the product of third party service provider does not provide any assurance or guarantee that the objectives of the product are specifically achieved. Ambit shall not be liable for any losses that you may suffer on account of any investment or disinvestment decision based on the communication or information or recommendation received from Ambit on any product. Further Ambit shall not be liable for any loss which may have arisen by wrong or misleading instructions given by you whether orally or in writing. The name of the product does not in any manner indicate their prospects or return.
- The product ‘Ambit Coffee Can Portfolio’ has been migrated from Ambit Capital Private Limited to Ambit Investments Advisors Private Limited. Hence some of the information in this presentation may belong to the period when this product was managed by Ambit Capital Private Limited.
- The performance data for coffee can product between 6th march 2017 - 19th June 2017 represents model portfolio returns. First client was onboarded on 20th June 2017. The performance data for G&C product between 1st June 2016 to 1st April 2018 also includes returns for funds managed for an advisory offshore client. Returns are calculated using TWRR method as prescribed under revised SEBI (Portfolio Managers) Regulations, 2020
- You may contact your Relationship Manager for any queries.



Thank you